
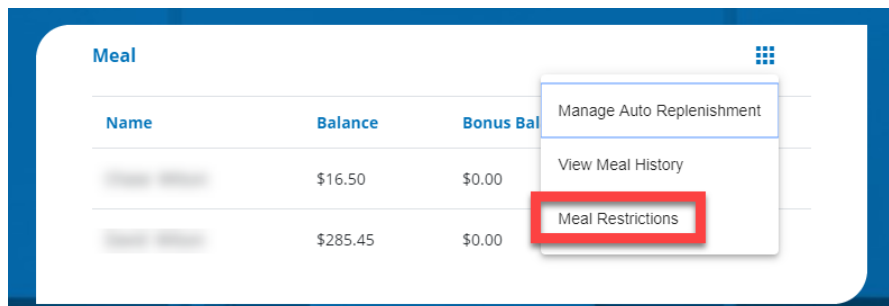


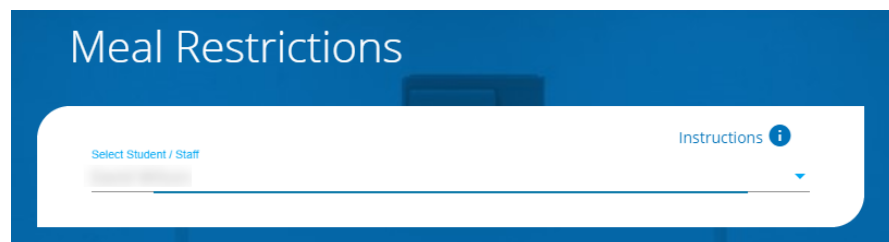
# Meal Restrictions

One of the most unique features available in PaySchools Central is the Meal Restrictions screen. On this screen, you can set a daily spending limit as well as select specific items, groups, and meals you don't want your student to purchase.

- 1) To access the Meal Restrictions screen, go to the Students/Staff card at the top of the Dashboard and click the  icon. Click on the Meal Restrictions option in the drop-down menu.




- 2) From the drop-down menu, select the student whose restrictions you wish to modify.



## Limits

- 1) You can restrict your patron to a daily spending limit by entering in a certain amount, beyond which the patron is not allowed to purchase. If left empty, there will be no limit for the patron to spend. Setting the limit to \$0 dollars will completely restrict your student from purchasing anything offered by the school district.



**LIMITS**

Daily Spending Limit  
Enter Amount To Add  
\$ 0.00

No A La Carte

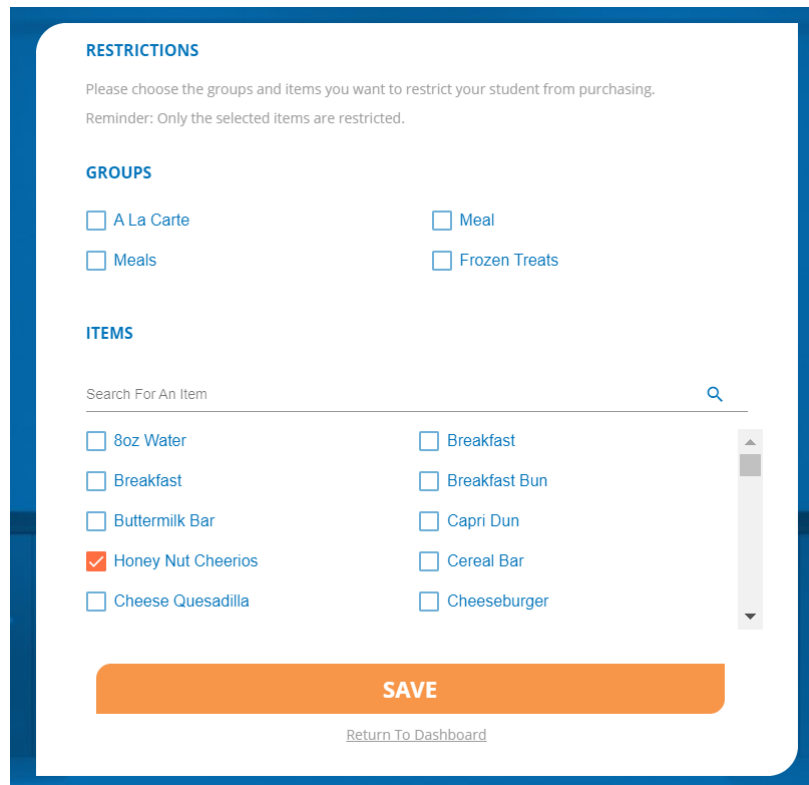
No Breakfast

No Second Meal

- 2) If you would like your student NOT to purchase certain items, like a la carte items, breakfast, or second meals, turn the toggle to the on position. An orange toggle indicates the restriction is on.

### Restrictions

- 1) You can also restrict based on meal type, individual items or item groups for your patrons. Put a checkmark next to any item you **do not** want your student to purchase.
- 2) You can search for specific items with the search bar or you can simply scroll through the list of items set up by your school district.



**RESTRICTIONS**

Please choose the groups and items you want to restrict your student from purchasing.  
Reminder: Only the selected items are restricted.

**GROUPS**

A La Carte  Meal

Meals  Frozen Treats

**ITEMS**

Search For An Item

8oz Water  Breakfast

Breakfast  Breakfast Bun

Buttermilk Bar  Capri Dun

Honey Nut Cheerios  Cereal Bar

Cheese Quesadilla  Cheeseburger

**SAVE**

[Return To Dashboard](#)

---

All items are set up and maintained by your school district. If you do not see a certain item or have questions about the items listed, please contact your school directly.

---

- 3) Click  to submit your limits and restrictions.